



# MediSono

HIGH QUALITY **ULTRASOUND**  
AND DIAGNOSTIC SOLUTIONS



## P9PLUS

**Portable Color Doppler Ultrasound System**  
*Premium performance in a compact design*

The compact console and innovative, cutting-edge PC platform architecture integrate a suite of advanced technologies; providing exceptional image quality, Doppler sensitivity enhancing diagnostic confidence. Designed for a multi-application approach it can be customised to meet your every need.

- **Ergonomic design and intuitive user-interface**

allowing the transfer of the clinical benefits of diagnostic ultrasound into new medical settings.

- **Lightweight Design** with a High-resolution LCD monitor, two standard probe connectors and integrated battery for smart mobility. It can be easily transferred amongst departments in many areas beyond traditional imaging applications.

- **Complete connectivity** with multiple peripheral ports and large data storage capacity, PACS viewer compatibility allow for faster and safer integrated diagnostics.

- **USB based software upgrades** for future improvement and product releases ensuring you always are up-to-date.

- **Multiple Applications:** From point of care to Shared Service the system adds value in Anesthesiology, Emergency/critical care, Mobile Service, Vascular, General Imaging and Women's Healthcare applications.

## General

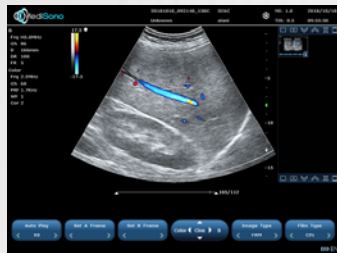
<b>Imaging Mode:</b>	B+M+Anatomical M+PW+CFM+PDI
<b>Simultaneous mode:</b>	dual mode, duplex, triplex
<b>Transducer frequency:</b>	2-11MHz
<b>Transducer connector:</b>	2 standard
<b>LCD Monitor:</b>	12,1 inch with adjustable angle
<b>PW Mode:</b>	B/PW (duplex, simultaneous); B+C/PW, B+PDI (DPDI) / PW (duplex); B/C/PW, B/PDI (DPDI) / PW (triplex); B/M (Display layout: Up/down, Left/right,1:1)
<b>M Mode:</b>	256 levels
<b>Image Gray Scale:</b>	In area
<b>Image Magnification:</b>	Real time: x1.2, x1.4, x1.6, x2.0, x2.4, x3.0, x4.0 Frozen: x1.14, x1.33, x1.6, x2.0, x2.67, x3.2, x4.0
<b>Storage:</b>	504 MB
<b>Cine Review:</b>	409 frames (Color) / 1227frames (Black & White)
<b>Depth Adjustment:</b>	Adjustable in real time in all modes
<b>Image Conversion:</b>	Up/Down flip, Left/Right flip, 90° rotate, B/W invert
<b>Language Conversion:</b>	English, etc. (The language options varies with language software installed.)
<b>Focus Number:</b>	Max. 4
<b>Software Packages:</b>	Abdomen, obstetric, small parts, gynecology, cardiology, urology, vascular.
<b>B mode Measurement:</b>	Distance, circumference, area, volume, ratio, % stenosis, angle, and histogram.
<b>M mode Measurement:</b>	Distance, time, slope, and heart rate
<b>D mode Measurement:</b>	Time, heart rate, velocity, acceleration, RI, PI and Auto (auto trace)
<b>Annotations:</b>	Patient name, age, sex, time, date, hospital name, doctor name, comment (full-screen character editing)
<b>Body Mark:</b>	130 types

## Imaging solutions for all your needs

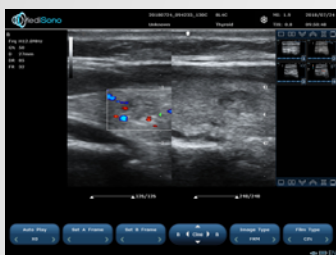
Using the same advanced image processing technologies normally reserved for high-end systems, the P9 PLUS offers superior image clarity, high CFM sensitivity with linear, convex and endocavity probes



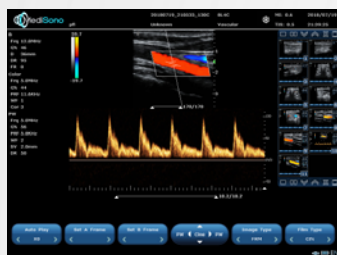
**OB/Gyn  
Multi-Beam Formation Technology**



**Abdominal /  
Spatial Compound Imaging**



**Small Parts /  
Phased Inversion Harmonic Imaging**



**Vascular /  
Duplex and triplex mode**

## Multifrequency probes



Linear Probe



Endocavity Probe



Phase Array Probe



Micro Convex Probe



Convex Probe



Linear TRT Probe

## Advanced Imaging Technologies

- Spatial compound imaging & frequency compound imaging
- Phase-inversion harmonic imaging
- Multi-beam formation technology
- Multi-focus emission
- Speckle reduction technology
- Multiple imaging modes: B-CFM-M-PW-CW-PDI
- Triplex Mode
- Trapezoidal Mode
- Needle Enhancement Mode

## CONNECTIVITY

Seamless connectivity and data-sharing capabilities make this a completely mobile ultrasound system.

Images and clips can be stored in real time, reviewed, exported in different formats and printed on USB and/or PC printers with full compatibility with PACS networking and DICOM 3.0 standards.



Is an American company delivering High Quality, Reliable imaging solutions with the highest industry standards in service and post-sales assistance. Our expertise in healthcare comes from over 35 years of healthcare experience ensuring we understand and anticipate your needs.

[www.medisono.com](http://www.medisono.com)

Specifications subject to change without notice. For further details, please contact your Medisono sales representative.

3016 NW 82nd Avenue Doral,  
Florida 33122 USA  
+1 302 451.92.34 / [info@medisono.com](mailto:info@medisono.com)



Code -P9PLUS RevA

**High Quality Imaging Solutions - American Service and Reliability**